

Freezers for the frozen food
and ice-cream industries
2017

LIEBHERR

LIEBHERR

Quality, Design and Innovation

Highly efficient and economical: Liebherr freezers

Continuous operation in professional applications puts special demands on freezers for the frozen food and ice-cream industry. That is why Liebherr takes great care in the development of these appliances to meet your customer requirements with high quality and innovative ideas. High-insulating materials, in conjunction with highly efficient compressors, efficient refrigerants, and well-balanced refrigeration components as well as precision electronic

control systems, ensure outstanding refrigeration capacity - even in extreme conditions. In addition, the appliances are easy to clean and very economical in consumption. Company and product brands can be used to stimulate impulse buying. Liebherr offers a wide range of models for almost any application, always featuring premium quality and top design. You can rely on Liebherr professional appliances - 24 hours a day, 365 days a year.

Contents

Increase awareness of your brand	06
Chest freezers	08
Forced-air display freezers	22
Accessories	26

Climate class definitions

Climate class 3: Ambient temperatures from +10°C to +25°C


Climate class 4: Ambient temperatures from +10°C to +30°C

Climate class 5: Ambient temperatures from +10°C to +40°C

Climate class 7: Ambient temperatures from +10°C to +35°C



Good reasons to choose Liebherr



Highest performance

Liebherr freezers for the frozen food and ice-cream industries provide full refrigerating capacity even in extreme climate conditions. The use of ultra-modern components, efficient and environmentally friendly refrigerants as well as precision controls ensure that product quality and freshness is preserved – and the appliances are always efficient.

Efficiency

Liebherr freezers operate extremely economically: highly efficient compressors, a precision electronic control system as well as highly effective insulation ensure low power consumption and low operating costs. The high quality of the virtually maintenance-free and service-friendly appliances guarantees long life and reliable operation.

Robust quality

Liebherr appliances are specially constructed for intensive professional use and feature a very sturdy design – with highest-quality materials and perfect workmanship right down to the smallest detail. The quality of the appliances is ensured by elaborate tests. All electronic and refrigeration components are well-balanced to ensure maximum functionality and efficiency – including an attractive design.

Easy cleaning

Hygiene plays an especially important role in the commercial sector. That is why Liebherr upright freezers are equipped with moulded inner liners with large radii that are easy to clean. Height-adjustable wire shelves enable individual adaptation to different packaging types or products.

Product presentation

Attractive product presentation is the best sales support at the point of sale. In Liebherr freezers products are always stored optimally, are within easy reach – and stimulate buying. Large, smooth-running sliding glass lids as well as effective interior lighting enable perfect product display. Excellent product visibility is ensured by the high load line height. Sturdy baskets and adjustable shelves allow perfect adaptation of the storage space to the products stored.

Easy servicing

Liebherr freezers are designed for easy servicing: the generously radiused corners on the moulded inner liners as well as easily removable shelves enable perfect hygiene and save a lot of time. In addition, Liebherr appliances are virtually maintenance-free and very easy to use thanks to their sophisticated concept. All components requiring regular servicing are designed for easy access.

Increase awareness of your brand

Liebherr offers many individual and impressive branding options for freezers. You can choose between various methods and different models from the ice cream and impulse chest area. Upon request we can develop customised appliance concepts to meet your specific brand requirements.



Customised vinyls

Depending on the quantity and motif, the desired brand is applied on a suitable vinyl sticker, usually PC film, in a screen printing or digital printing process. Vinyl stickers can be applied by Liebherr in the factory.

Display/side wall/door colours

Customised colour design enables eye-catching presentation of your brand and extremely attractive product display. Different materials and effects can be used to individually design the side walls, the door frames, the handle, the base compartment, the display frame and the inner liner according to customer specifications.

LED logo

An individual motif can be engraved and illuminated with LEDs between the two panes of glass door. The effect is impressive – the motif is showed off brilliantly.

Customised colour design


Customised colour design enables eye-catching presentation of your brand and extremely attractive product display. Different materials and effects can be used to individually design the side walls, the door frames, the handle, the base compartment, the display frame and the inner liner according to customer specifications.

3D brand

3D brands give an appliance exceptional appeal and open up completely new possibilities for using images creatively. A special method enables the production of high-quality decals using 3D printing (lenticular method). In addition, we work with different printing levels and layers on the glazing which produce a 3D effect when combined with the right lighting from behind. This way every appliance stands out individually and stimulates impulse buying.



Lenticular method



3D effect

The advantages at a glance



The **toughened, single-pane safety glass** is shatter-proof, resilient and stabilises the upper area of the chest. Good product visibility is ensured by reduced heat radiation. The lid can be removed for easy handling and cleaning.

Combining plastic aluminium frame for dimensional stability with rounded corners for hygienic purpose and user protection in an attractive modern design.



The **hot-gas frame heater** prevents condensation on the glass lids, provides a clear view of the products inside the chest and supports optimum product presentation.



High-performance insulation ensures that temperatures remain even and reduces energy consumption.

RoHS and WEEE conformity by using environmentally friendly materials combined with optimal recyclability.



Sturdy swivel castors make it easier to move the appliance and allow convenient cleaning underneath the appliance.



The **energy-efficient LED interior light** creates a powerful visual impact by highlighting the products on display. A lid lock is optionally available.



Sturdy suspended baskets provide a clear view of the goods presented.



Profiled seals allow easy lid opening and closing.

The **cooling condenser** is embedded in the foam insulation all the way round the outer skin, which reduces vibration and makes the appliance quiet in operation. Condensation is stopped from forming on the housing; the outer skin is easy to clean – for perfect hygiene.

Analogue internal temperature display at load-line level with adjustable range between -10°C and -24°C to suit individual needs.




The **steel inner liner** with rounded corners is easy to clean, rust-free, scratch-resistant, enables perfect hygiene and features good thermal conductivity.

Quality right down to the smallest detail

Liebherr chest freezers are specially designed to meet extreme requirements and withstand high stress in professional applications. Sturdy materials, high-quality refrigeration components and quality workmanship guarantee long life. High-impact product

presentation in the chest freezers is ensured by sturdy baskets and sliding glass lids which provide a clear view. In the wide range of sales chest freezers, you will find the right appliance with suitable features for every requirement.



Smooth-running sliding glass lid.

The curved sliding glass lids on the EFI chests are made of toughened, single-pane safety glass. The lid halves are easy to move thanks to profiled seals and the plastic frame heated by hot gas from the compressor.



Insulated sliding lid.

The solid lids on the EFE...00 models are extremely robust thanks to the composite aluminium and rigid PVC cover. The top is protected with a scratch-resistant aluminium worktop. A lid lock is available as an accessory.



Maximised total display area.

The slim yet highly durable plastic and aluminium frame provides the greatest possible surface area for displaying merchandise. This means that customers have the best possible view of the freezer's contents and product presentation is optimised.



Stability and design.

Combining plastic parts at the side with connecting aluminium profiles, the cover frame of the EFI and EFE models are very attractive in appearance.



High-impact product presentation.

EFI/ EFE chest freezers are fitted with a LED interior light that can be switched on separately. The glare-free light is horizontally integrated into the front of the inner liner. Sturdy baskets are available in different sizes for impulse and bulk ice-cream. They can be flexibly arranged to ensure optimum use of the interior. Practical partitions for this purpose are available as an accessory.




Easy-care steel inner liner.

The steel inner liner with rounded corners is easy to clean, rust-free and scratch-resistant. Thanks to the steel material, it possesses outstanding thermal conductivity.



Quieter thanks to outer skin condenser.

Thanks to the bonded in outer skin condenser, the ice-cream chest freezers are virtually maintenance-free – and the housing is easy to clean. In addition, condensation water does not form on the outside.



Sturdy swivel castors.

Swivel castors make transport easier especially when the chest appliances have to be moved frequently. All EFE/ EFI models are equipped with high-quality non-marking polyurethane 50-mm swivel castors.

Impulse sales chest freezers



Impulse sales chest freezers

Total gross/net capacity	556 / 408 litre
Exterior dimensions in mm (w/d/h) ¹	1885/680/825
Interior dimensions in mm (w/d/h)	1760 / 535 / 656
Energy consumption in kWh (w/d/h)	1206 kWh
Climate rating	7
Refrigerant	R 290
Sound power level	52 dB(A)
Connection rating	2.5 A
Frequency/voltage	50 Hz/220–240V~
Cooling system	static
Defrost	manual
Temperature range	-10°C to -24°C
Door/lid material	curved glass slide-lid
External cabinet finish	steel/white
Internal liner material	steel
Frame colour	grey
Type of control	analogue control
Temperature display	internal analogue
Interior light	LED
Number of baskets	0
Number of baskets, max (see picture)	8
Castors	swivel castors
Lock	can be retrofitted
Insulation	60 mm
Water drain	yes
Gross/net weight	90.5/80.7 kg

Also available without interior light as

Accessories	
Basket 250 mm	7111767
Basket 210 mm	7111766
Partition grid 250 mm	7113720
Partition grid 210 mm	7113714
Lid lock	9092760
Cone protector 210 slanting CPT	9096736
Rubber bumpers, grey	7266707
Swivel castors with brake	7044750

EFI 5653

Total gross/net capacity	488 / 356 litre
Exterior dimensions in mm (w/d/h) ¹	1681/691/825
Interior dimensions in mm (w/d/h)	1535/525/656
Energy consumption in kWh (w/d/h)	987 kWh
Climate rating	7
Refrigerant	R 290
Sound power level	52 dB(A)
Connection rating	2.5 A
Frequency/voltage	50 Hz/220–240V~
Cooling system	static
Defrost	manual
Temperature range	-10°C to -24°C
Door/lid material	curved glass slide-lid
External cabinet finish	steel/white
Internal liner material	steel
Frame colour	grey
Type of control	analogue control
Temperature display	internal analogue
Interior light	LED
Number of baskets	0
Number of baskets, max (see picture)	7
Castors	swivel castors
Lock	can be retrofitted
Insulation	70 mm
Water drain	yes
Gross/net weight	89.5/80 kg

EFI 4803

Accessories	
Basket 250 mm	7111767
Basket 210 mm	7111766
Partition grid 250 mm	7113720
Partition grid 210 mm	7113714
Lid lock	9092760
Cone protector 210 slanting CPT	9096736
Rubber bumpers, grey	7266707
Swivel castors with brake	7044750

EFI 4853

Total gross/net capacity	417 / 303 litre
Exterior dimensions in mm (w/d/h) ¹	1465/680/825
Interior dimensions in mm (w/d/h)	1340/535/656
Energy consumption in kWh (w/d/h)	765 kWh
Climate rating	7
Refrigerant	R 290
Sound power level	52 dB(A)
Connection rating	2.5 A
Frequency/voltage	50 Hz/220–240V~
Cooling system	static
Defrost	manual
Temperature range	-10°C to -24°C
Door/lid material	curved glass slide-lid
External cabinet finish	steel/white
Internal liner material	steel
Frame colour	grey
Type of control	analogue control
Temperature display	internal analogue
Interior light	LED
Number of baskets	0
Number of baskets, max (see picture)	6
Castors	swivel castors
Lock	can be retrofitted
Insulation	60 mm
Water drain	yes
Gross/net weight	76.6/67.7 kg

EFI 4403

Accessories	
Basket 250 mm	7111767
Basket 210 mm	7111766
Partition grid 250 mm	7113720
Partition grid 210 mm	7113714
Lid lock	9092760
Cone protector 210 slanting CPT	9096736
Rubber bumpers, grey	7266707
Swivel castors with brake	7044750

EFI 4453

Total gross/net capacity	417 / 303 litre
Exterior dimensions in mm (w/d/h) ¹	1465/680/825
Interior dimensions in mm (w/d/h)	1340/535/656
Energy consumption in kWh (w/d/h)	765 kWh
Climate rating	7
Refrigerant	R 290
Sound power level	52 dB(A)
Connection rating	2.5 A
Frequency/voltage	50 Hz/220–240V~
Cooling system	static
Defrost	manual
Temperature range	-10°C to -24°C
Door/lid material	curved glass slide-lid
External cabinet finish	steel/white
Internal liner material	steel
Frame colour	grey
Type of control	analogue control
Temperature display	internal analogue
Interior light	LED
Number of baskets	0
Number of baskets, max (see picture)	6
Castors	swivel castors
Lock	can be retrofitted
Insulation	60 mm
Water drain	yes
Gross/net weight	76.6/67.7 kg

EFI 4403

Accessories	
Basket 250 mm	7111767
Basket 210 mm	7111766
Partition grid 250 mm	7113720
Partition grid 210 mm	7113714
Lid lock	9092760
Cone protector 210 slanting CPT	9096736
Rubber bumpers, grey	7266707
Swivel castors with brake	7044750

¹ Depth incl. distance to wall

² Measured with light switched off

Impulse sales chest freezers



Impulse sales chest freezers	EFI 3553	EFI 2853	EFI 2153	EFI 1453	UD
Total gross/net capacity	347/250 litre	276/197 litre	206/145 litre	135/91 litre	
Exterior dimensions in mm (w/d/h) ¹	1255/680/825	1045/680/825	835/680/825	625/680/825	
Interior dimensions in mm (w/d/h)	1130/535/656	920/535/690	710/535/656	500/535/656	
Energy consumption in kWh (w/d/h)	726 kWh	594 kWh	471 kWh	402 kWh	
Climate rating	7	7	7	7	
Refrigerant	R 290	R 290	R 600a	R 600a	
Sound power level	52 dB(A)	42 dB(A)	42 dB(A)	42 dB(A)	
Connection rating	1.5 A	1.5 A	1.5 A	1.5 A	
Frequency/voltage	50 Hz/220–240V~	50 Hz/220–240V~	50 Hz/220–240V~	50 Hz/220–240V~	
Cooling system	static	static	static	static	
Defrost	manual	manual	manual	manual	
Temperature range	–10°C to –24°C	–10°C to –24°C	–10°C to –24°C	–10°C to –24°C	
Door/lid material	curved glass slide-lid	curved glass slide-lid	curved glass slide-lid	curved glass slide-lid	
External cabinet finish	steel/white	steel/white	steel/white	steel/white	
Internal liner material	steel	steel	steel	steel	
Frame colour	grey	grey	grey	grey	
Type of control	analogue control	analogue control	analogue control	analogue control	
Temperature display	internal analogue	internal analogue	internal analogue	internal analogue	
Interior light	LED	LED	LED	LED	
Number of baskets	0	0	0	0	
Number of baskets, max (see picture)	5	4	3	2	
Castors	swivel castors	swivel castors	swivel castors	swivel castors	
Lock	can be retrofitted	can be retrofitted	can be retrofitted	can be retrofitted	
Insulation	60 mm	60 mm	60 mm	60 mm	
Water drain	yes	yes	yes	yes	
Gross/net weight	68.6/60.4 kg	61.3/53.8 kg	54.2/47.5 kg	47.4/41.6 kg	
Also available without interior light as	EFI 3503	EFI 2803	EFI 2103	EFI 1403	
Accessories					
Basket 250 mm	711767	711767	711767	711767	
Basket 210 mm	711766	711766	711766	711766	
Partition grid 250 mm	711320	711320	711320	711320	
Partition grid 210 mm	711374	711374	711374	711374	
Lid lock	9092760	9092760	9092760	9092760	
Cone protector 210 slanting OPT	9096736	9096736	9096736	9096736	
Rubber bumpers, grey	7266707	7266707	7266707	7266707	
Swivel castors with brake	7044750	7044750	7044750	7044750	

¹ Depth incl. distance to wall
² Measured with light switched off

Sales chest freezers



	LED	LED	LED	LED	LED	LED	LED	LED	LED
	EFE 6052	EFE 4652	EFE 3852	EFE 3052	EFE 2252	EFE 1552	EFE 1152		
Total gross/net capacity	593 / 457 litre	444 / 340 litre	369 / 280 litre	294 / 222 litre	220 / 163 litre	145 / 105 litre	108 / 84 litre		
Exterior dimensions in mm (w/d/h) ¹	1885 / 660 / 825	1465 / 660 / 825	1255 / 660 / 825	1045 / 660 / 825	835 / 680 / 825	625 / 680 / 825	751 / 481 / 825		
Interior dimensions in mm (w/d/h)	1780 / 535 / 690	1340 / 535 / 658	1130 / 535 / 658	920 / 535 / 658	710 / 535 / 658	500 / 535 / 658	605 / 315 / 657		
Energy consumption in kWh (w/d/h)	1112 kWh	751 kWh	620 kWh	529 kWh	422 kWh	370 kWh	324 kWh		
Climate rating	7	7	7	7	7	7	7		
Refrigerant	R 290	R 290	R 290	R 290	R 600a	R 600a	R 600a		
Sound power level	52 dB(A)	52 dB(A)	52 dB(A)	42 dB(A)	42 dB(A)	42 dB(A)	42 dB(A)		
Connection rating	2.5 A	2.5 A	1.5 A	1.5 A	1.5 A	1.5 A	1.5 A		
Frequency / voltage	50 Hz / 220 – 240V~	50 Hz / 220 – 240V~	50 Hz / 220 – 240V~	50 Hz / 220 – 240V~	50 Hz / 220 – 240V~	50 Hz / 220 – 240V~	50 Hz / 220 – 240V~		
Cooling system	static	static	static	static	static	static	static		
Defrost	manual	manual	manual	manual	manual	manual	manual		
Temperature range	-10°C to -24°C	-10°C to -24°C	-10°C to -24°C	-10°C to -24°C	-10°C to -24°C	-10°C to -24°C	-10°C to -24°C		
Door / lid material	sliding glass lid	sliding glass lid	sliding glass lid	sliding glass lid	sliding glass lid	sliding glass lid	sliding glass lid		
External cabinet finish	steel/white	steel/white	steel/white	steel/white	steel/white	steel/white	steel/white		
Internal liner material	steel	steel	steel	steel	steel	steel	steel		
Frame colour	grey	grey	grey	grey	grey	grey	grey		
Type of control	analogue control	analogue control	analogue control	analogue control	analogue control	analogue control	analogue control		
Temperature display	internal analogue	internal analogue	internal analogue	internal analogue	internal analogue	internal analogue	external analogue		
Interior light	LED	LED	LED	LED	LED	LED	LED		
Number of baskets	0	0	0	0	0	0	0		
Number of baskets, max (see picture)	8	6	5	4	3	2	3		
Castors	swivel castors	swivel castors	swivel castors	swivel castors	swivel castors	swivel castors	swivel castors		
Lock	can be retrofitted	can be retrofitted	can be retrofitted	can be retrofitted	can be retrofitted	can be retrofitted	can be retrofitted		
Insulation	60 mm	60 mm	60 mm	60 mm	60 mm	60 mm	70 mm		
Water drain	yes	yes	yes	yes	yes	yes	yes		
Gross net weight	92.5 / 82.3 kg	78 / 69.1 kg	69.8 / 61.6 kg	62.2 / 54.7 kg	55.3 / 48.7 kg	48.7 / 42.9 kg	58.7 / 55 kg		
Also available without interior light as	EFE 6002	EFE 4602	EFE 3802	EFE 3002	EFE 2202	EFE 1502	EFE 1102		
Accessories									
Basket 250 mm	7111769	7111769	7111769	7111769	7111769	7111769	7111769		
Basket 210 mm	7111768	7111768	7111768	7111768	7111768	7111768	7111768		
Partition grid 250 mm	7111714	7111714	7111714	7111714	7111714	7111714	7111714		
Partition grid 210 mm	7111706	7111706	7111706	7111706	7111706	7111706	7111706		
Lid lock	9092760	9092760	9092760	9092760	9092760	9092760	9092760		
Cone protector 210 slanting CPT	9096738	9096738	9096738	9096738	9096738	9096738	9096738		
Rubber bumpers, grey	7266707	7266707	7266707	7266707	7266707	7266707	7266707		
Swivel castors with brake	7044750	7044750	7044750	7044750	7044750	7044750	7044750		

¹ Depth incl. distance to wall
² Measured with light switched off

The advantages at a glance



The **cooling condenser** is embedded in the foam insulation all the way round the outer skin, which reduces vibration and makes the appliance quiet in operation. Condensation is stopped from forming on the housing; the outer skin is easy to clean – for perfect hygiene.



The **handle** is simple and tough.

Highly effective insulation prevents energy loss and supports the excellent energy efficiency of the chest freezers. The insulation of the freezers consists of 70-mm-thick, HFC-free polyurethane foam.

The **powder-coated sheet steel housing** features a gap-free design which makes it very sturdy, scratch- and impact-resistant.



The **perfect foaming** of the housing ensures that the chest freezers have the necessary cold reserves even at high ambient temperatures.



The **steel inner liner** with rounded corners is easy to clean and meets hygiene requirements.

The **lock** prevents unauthorised access.



The **main body of the chest** features a very sturdy and rugged design, which ensures that the chests can also withstand intensive loads and are torsion-free.

Stop Frost

The **StopFrost system** reduces frosting on the interior and stored products, so the time-consuming process of defrosting is necessary far less often. The chest can be re-opened effortlessly even after the lid is opened and closed because vacuum does not build up.

Adjustable temperature range between -10°C and -24 °C to suit individual needs.



The **analogue temperature display** tells the user the exact internal temperature.



Smooth-running, **double swivel castors** with 50 mm wheel diameter are used for excellent manoeuvrability. The stable castors are individually screw-fitted and can be changed without difficulty.



EFL 5705

Chest freezers



	EFL 5705	EFL 5005	EFL 4205	EFL 3505	EFL 2805	EFL 2105
Chest Freezers						
Total gross/net capacity	537/502 litre	468/438 litre	399/373 litre	330/308 litre	261/244 litre	193/179 litre
Exterior dimensions in mm (w/d/h) ¹	1891/691/825	1681/691/825	1471/691/825	1261/691/825	1051/691/825	841/691/825
Interior dimensions in mm (w/d/h)	1745/525/606	1535/525/606	1325/525/606	1115/525/606	905/525/606	695/525/606
Energy consumption in kWh (w/d/h)	517 kWh	463 kWh	418 kWh	369 kWh	320 kWh	317 kWh
Climate rating	7	7	7	7	7	7
Refrigerant	R 600a	R 600a	R 600a	R 600a	R 600a	R 600a
Sound power level	42 dB(A)	42 dB(A)	42 dB(A)	42 dB(A)	42 dB(A)	42 dB(A)
Connection rating	1.2 A	1.2 A	1.2 A	1.2 A	1.2 A	1.2 A
Frequency/voltage	50 Hz/220–240V~	50 Hz/220–240V~	50 Hz/220–240V~	50 Hz/220–240V~	50 Hz/220–240V~	50 Hz/220–240V~
Cooling system	static	static	static	static	static	static
Defrost	manual	manual	manual	manual	manual	manual
Temperature range	-10°C to -24°C	-10°C to -24°C	-10°C to -24°C	-10°C to -24°C	-10°C to -24°C	-10°C to -24°C
Door/hd material	steel	steel	steel	steel	steel	steel
External cabinet finish	steel/white	steel/white	steel/white	steel/white	steel/white	steel/white
Internal liner material	steel	steel	steel	steel	steel	steel
Frame colour	grey	grey	grey	grey	grey	grey
Type of control	analogue control	analogue control	analogue control	analogue control	analogue control	analogue control
Temperature display	external analogue	external analogue	external analogue	external analogue	external analogue	external analogue
Number of baskets	0	0	0	0	0	0
Max. number of baskets	250/210/195 mm	1/7/0	1/5/0	1/4/0	1/3/0	1/2/0
Handle	recessed grip	recessed grip	recessed grip	recessed grip	recessed grip	recessed grip
Castors	swivel castors	swivel castors	swivel castors	swivel castors	swivel castors	swivel castors
Lock	fitted	fitted	fitted	fitted	fitted	fitted
Insulation	70 mm	70 mm	70 mm	70 mm	70 mm	70 mm
Water drain	yes	yes	yes	yes	yes	yes
Gross net weight	99/89 kg	90/81 kg	85/77 kg	75/68 kg	65/58 kg	58/52 kg
Accessories						
Basket 250 mm	7112796	7112796	7112796	7112796	7112796	7112796
Basket 210 mm	7112798	7112798	7112798	7112798	7112798	7112798
Cone Protector 250 litr. CP T	9191746	9191746	9191746	9191746	9191746	9191746
Cone Protector 210 litr. CPT	9191745	9191745	9191745	9191745	9191745	9191745
Rubber bumpers, grey	7266707	7266707	7266707	7266707	7266707	7266707

The advantages at a glance



The **display illuminated by energy-efficient LEDs** attracts attention to the appliance and its contents. The display panel can be customised and switched in parallel with the interior light. In addition, specific branding attracts attention to a brand or products. A wide variety of colour options is available for the housing and door frame.

Customised branding options on the display (FDV), on the housing and door frame attract attention to brands or a company and support sales promotion.

The **NoFrost module** is installed behind the display and enables maximum usage of the interior.



The **high-performance forced-air cooling system** rapidly cools down products and maintains a uniform cooling temperature throughout the interior.



The **tough slimline door handle** is ergonomic, easy to grasp and easy to clean.



The **heavy-duty wire shelves** are plastic-coated and have a loading capacity of up to 50 kg. Easy removal at a door opening angle of 90°.



The **moulded inner liner** made of food-safe polystyrol is odourless, very sturdy and durable. It enables perfect hygiene thanks to the generously radiused, easy-to-clean corners.

The natural and **environmentally friendly refrigerant R 290** is CFC-free and, in conjunction with highly efficient compressors, very energy-efficient.

The **highly efficient hot gas defrost system** reduces defrost time to approx. 10 minutes, which distinctly reduces the temperature rise in the appliance. The food quality is preserved for a longer period of time because the products do not have to be removed during the defrost phase and they are not exposed to unnecessary temperature fluctuations.

The **vertical LED lighting mounted on both sides** ensures bright illumination of the interior and supports sales promotion with optimum product presentation.

The glass doors with a tough **aluminium frame** have a 90° dwell position allowing easy loading and removal of larger product quantities. At less than 60° the doors close automatically to prevent loss of cold air.

The triple-pane **glass door** prevents **external condensation**.

The air-deflection baffle, mounted in the lower part of the inner liner, deflects the flow of cold air away from the glass door and thus **prevents condensation forming on the outside of the door**. The improved glass door insulation also helps to reduce condensation formation on the door and thereby facilitates optimum product presentation (FDV 4643/ FY 3643).

A special **anti-fog film** significantly delays misting on the inside of the door after opening and closing, to consistently ensure optimum visibility for the products stored (FDV 4643/ FY 3643).

The **digital temperature display** tells the user the exact internal temperature that has been set. The temperature range can be set from -10°C to -25°C using the precision electronic controller.

The **robust lock** prevents unauthorised access.

